


Each bird needs a worm. Draw a line from each bird to a worm.
The first line is drawn for you. Then draw a nest on the ground for each bird.



Miffy's Imagination

SET UP*


You will need



or



The character on this page is **Miffy**.



WHAT TO DO

First, ask your child to color in the page. Explain that each bird wants to have a worm. Invite your child to draw a line from each bird to a different worm—starting by tracing over the line that connects a bird to a worm. Then ask: **Does each bird have a worm?** (Yes) **How many birds are there?** (3) **If there are 3 birds, and each bird has a worm, how many worms are there?** Help your child to see that he or she doesn't have to actually count the worms at this point in order to know that there are 3, since you already know that there are 3 birds and each has a worm.

FOLLOWING UP

Extend the play by inviting your child to draw a nest on the ground for each bird. Then ask: **Since we know there are 3 birds here, and we know each bird has a nest, how many nests are there?**

LEARNING GOALS

Developing concepts of number and quantity by counting, estimating, and comparing the numbers of different sets, and by using one-to-one correspondence to count and compare.

*



= scissors



= markers




= crayons



= pencil or pen



= tape



NOGGIN.COM
it's like preschool on TV.
PRINTABLE #85