


Each basket gets a carrot. Trace the line from Miffy's basket to the carrot. Draw more lines so each basket gets a carrot. Then draw lines so each basket gets a tomato.



Miffy's Imagination

SET UP*


You will need



or



The characters on this page are **Miffy, Barbara and Poppy Pig.**



WHAT TO DO

First, ask your child to color in the page. Explain that each friend wants to have a carrot. Invite your child to draw a line from each friend to a different carrot—starting by tracing over the line that connects Miffy and a carrot. Then ask: **Does each friend have a carrot?** (Yes) **How many friends are there?** (3) **If there are 3 friends, and each friend has a carrot, how many carrots are there?** Help your child to see that he or she doesn't have to actually count the carrots at this point in order to know that there are 3, since you already know that there are 3 friends and each has a carrot.

FOLLOWING UP

Extend the play by inviting your child to draw a line between each friend and a different tomato. Then ask: **Since we know there are 3 friends here, and we know each friend has a tomato, how many tomatoes are there?**

LEARNING GOALS

Developing concepts of number and quantity by counting, estimating, and comparing the numbers of different sets, and by using one-to-one correspondence to count and compare.

*



= scissors



= markers




= crayons



= pencil or pen



= tape



NOGGIN.COM
It's like preschool on TV.
PRINTABLE #86