





Draw a line from each character to a beach ball.
Draw a beach ball for anyone who does not have one.



Miffy's Imagination

SET UP*


You will need



or



The characters on this page are **Miffy, Boris, Snuffy** and **Poppy Pig**.



WHAT TO DO

First, ask your child to color in the page. Explain that each friend wants to have a beach ball. Invite your child to draw a line from each beach ball to a different friend – starting by tracing over the line that connects Miffy and a beach ball. Then ask: **Does each friend have a ball?** (no) **How many friends don't have a ball?** (1) Ask your child to draw a beach ball and a connecting line so that every friend has a ball. Then count how many friends there are. (4) Ask: **If there are 4 friends, and each friend has a ball, how many balls are there?** Help your child to see that he or she doesn't have to actually count the balls at this point in order to know that there are 4, since you already know that there are 4 friends and each has a ball.

FOLLOWING UP

Extend the play by inviting your child to draw a pair of sunglasses (or a hat -- or both) on each friend. Then ask: **Since we know there are 4 friends here, and we know each friend has a pair of sunglasses on, how many pairs of sunglasses are there?**

LEARNING GOALS

Developing concepts of number and quantity by counting, estimating, and comparing the numbers of different sets, and by using one-to-one correspondence to count and compare.

*



= scissors



= markers



= crayons



= pencil or pen



= tape



NOGGIN.COM
It's like preschool on TV.
PRINTABLE #89