




S
SUN



S
SAND

S
SHELLS




NOGGIN.COM
Everyday something new to think and do.
PRINTABLE #096

Find all the things that begin with the letter S!

SET UP*


You will need



or



The character on this page is **Maisy**.



WHAT TO DO

Help your child identify the things in the picture that begin with the letter S. Invite your child to trace over each letter S, and then to color in the page with crayons or markers.

FOLLOWING UP

Ask your child if she or he can think of any other things that begin with the letter S. Encourage him or her to draw pictures of those things on this page or on the back. Label the added pictures for your child, pointing out the initial letter S of in each word as you write it.

LEARNING GOALS

Identifying and naming letters; recognizing and beginning to practice writing initial letters of some words; recognizing letter-sound relationships.

*



= scissors



= markers



= crayons



= pencil or pen



= tape



NOGGIN.COM
Everyday something new to think and do.
PRINTABLE #096