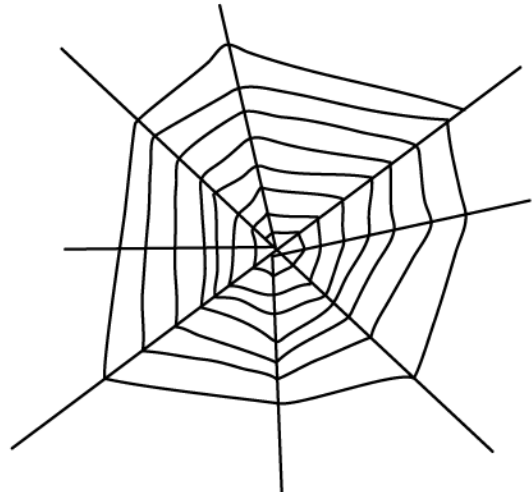






Draw a line between the animals and their homes.




NOGGIN.COM
Everyday something new to think and do.
PRINTABLE #010

Goes Together


Draw a line between the animals and their homes.

SET UP*

You will need



or



WHAT TO DO

Identify each picture with your child, and invite your child to color the pictures. After they are colored, help your child draw a line connecting each kind of animal on the left side of the page to the environment it lives in on the right.

ALTERNATE PLAY

Cut the page into six separate pictures. Invite your child to match the pictures to show which things go together.

FOLLOWING UP

A good way to make the most of this activity is to have a conversation about how your child completed the page. Ask questions like, **Why did you do it that way? Are there other matches that might make sense? What else can we try?**

LEARNING GOALS

Sorting and matching are basic skills in using information and logical thinking.

*



=scissors



=markers



=crayons



=pencil or pen



=tape



=leaves



NOGGIN.COM
Everyday something new to think and do.
PRINTABLE #010