
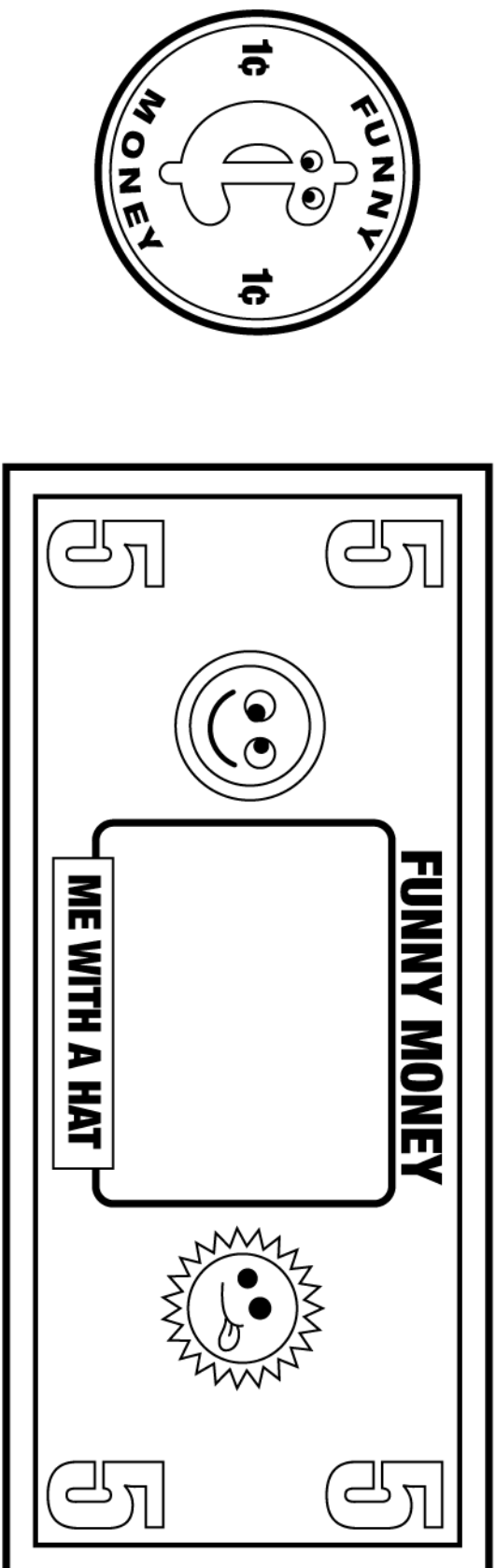



Funny Money



Funny Money

Print and color this funny money for your child to play with!

SET UP*

You will need:



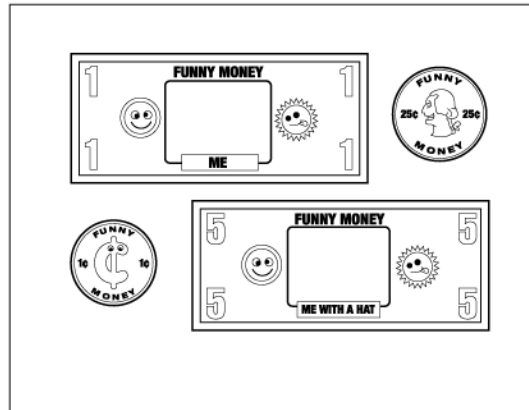
and:



and:



or



WHAT TO DO

Invite your child to color the funny money. Cut out the 'coins' and 'bills,' then use them in pretend-play games like shopping or going to the bank.

ALTERNATE PLAY

Use the funny money to help your child practice addition and, by making change, subtraction.

FOLLOWING UP

Make the most of this activity by discussing the use of money with your child. Ask questions like: **Why do some items cost more than others? Where do people get money? How many quarters are in one dollar? Where can you spend money? Where do people keep money?**

LEARNING GOALS

Recognizing coin and bill values are essential math skills.

The idea of money as a medium of exchange is a basic social studies concept. Using money and identifying the monetary value of objects are important skills in social studies and math.

*



=scissors



=markers



=crayons



=pencil or pen



=tape



=leaves



NOGGIN.COM
Everyday something new to think and do.
PRINTABLE #015