


"I can" Awards - Part 2

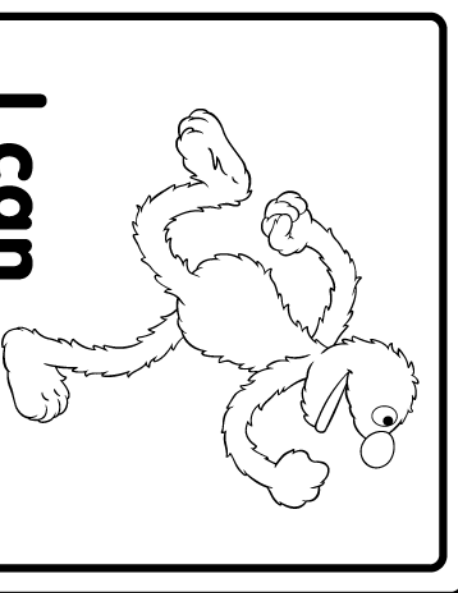
**I can**  
walk on  
my toes!

A line drawing of a pair of feet walking on their toes. The feet are positioned on a horizontal line, and the toes are clearly defined.


**I can**  
sing  
a song!

A cartoon character with a large, open mouth, singing. There are musical notes floating around the character, and the character's arms are raised in a joyful gesture.

**I can**  
run fast!

A cartoon character with a long, thin body and a large head, running quickly. The character's legs are in a dynamic running pose, and its arms are bent at the elbows.

**I can**  
tell  
a story!

A cartoon character with a large, open mouth, telling a story. The character's mouth is shaped like a large, open book, and there are wavy lines representing the story being told.

# "I can" Awards - Part 2

Make a medal to reward a special achievement.

## SET UP\*

You will need:




and:



and:



or



## WHAT TO DO

Invite your child to color and decorate these medals. Cut on the dotted lines and use a loop of tape to stick the appropriate medal to your child's shirt in honor of his or her accomplishment!

## FOLLOWING UP

Talk with your child about the achievement. Read the words on the medal for your child. Ask questions like: **How did you learn to do this? How long did it take? Did you ever get tired of trying? What did you do when you felt that way? Why is this a good thing to be able to do? What do you want to learn to do next?**

## LEARNING GOALS

Rewards honor achievements, inspire pride and self-confidence, and allow for reflection on those achievements. A concrete reward can support persistence and/or practice at a demanding task.

\*



=scissors



=markers



=crayons



=pencil or pen



=tape



=leaves



**NOGGIN.COM**  
Everyday something new to think and do.  
**PRINTABLE #029**