


Using the Reproducible Activity Sheets

Many of these activity sheets are graphic organizers, designed to help focus students' understanding as they watch a specific episode, or a segment of the episode. You can pause the video after certain scenes to compare responses, clarify things that caused confusion, and reinforce vocabulary. (You will probably want to complete the sentences at the top of each Activity Sheet collaboratively, as a class.)

Other activity sheets extend the viewing experience, encouraging children to make connections and relate to the episode in personal ways. For example, students are invited to design their own taco after watching Robert and Buster enjoy breakfast tacos in "Buster and Beatrice."



The Activity Sheets often present opportunities to teach or reinforce specific writing conventions or grammatical constructions. Some of these opportunities are pointed out in the Teachable Moment notes below.

ACTIVITY 1 A Sense of Direction (episode 102)

Teachable Moment. You may want to use this graphic organizer to teach or reinforce rules about capitalizing *proper nouns* (names of people and places), for example: Farah, Chicago, the Sears Tower.

ACTIVITY 1A A Sense of Direction (episode 102)

Consider assigning this graphic organizer as homework. Children can practice correct capitalization as they complete the People and Places categories.

ACTIVITY 2 Buster and Beatrice (episode 103)

Before students design their own tacos, brainstorm a list of taco fillings with the class. Write them on chart paper. Children can use this as a word bank as they label their drawings.

Teachable Moment. Before children complete the sentence starter at the bottom of the page, model and discuss the use of commas in serial lists, for example:
I would put eggs, bacon, cheese, and salsa in my taco.

ACTIVITY 3 Among the Hmong (episode 105)

Encourage students to share and talk about details they have captured in their drawings. If your students enjoy the format of this graphic organizer you may wish to create similar ones for other episodes.

ACTIVITY 4 Among the Hmong (episode 105)

Teachable Moment. Show students how to conduct a Partner Interview and fill out the form. Ask a student volunteer to model the process with you. As you write your interview partner's responses, draw attention to the third person singular verb form: *likes*, *speaks*.

Extension. Encourage students to use the information on their Partner Interview form to write an informational paragraph about their friend. Help students edit their paragraphs, then "publish" and present them.

ACTIVITY 5 Hoops and Drums (episode 117)

Teachable Moment. This graphic organizer asks students to list people, places, and things associated with two important traditions in Stephen’s life. Review or teach the word *noun*: a person, place or thing. Remind students that proper nouns—the names of specific persons or places—are capitalized.

ACTIVITY 6 Home Sweet Homes (episode 128)

Extension. Ask the students to draw, talk, and/or write about people, places, and things they miss about their native country. If they are American-born, have them ask their parents or a family friend, “What do you miss?”

ACTIVITY 7 Coming Together (episode 137)

Extension. Create a similar graphic organizer, encouraging students to share information about an important community connection of their own. You could use these questions: *Where do you like to go? Who do you see there? What do you do there?* Students can provide their answers through pictures and words.

ACTIVITY 8 Coming Together (episode 137)

Rewatch the part of the video that takes place at Camp Orkila. Ask students to take note of all the different activities that Buster and DeShe do there. Write the activities they recall on chart paper. This chart will be a helpful resource for students as they complete the letter on the Activity Sheet and decorate the border with pictures of things Buster and DeShe saw or did at camp.

Teachable Moment. Help students address envelopes to their families (teaching or reviewing the correct format) and send the letters home.

ACTIVITY 9 Buster’s Lucky Year (episode 130)

Extension. Have each student write an interesting fact about Chinese New Year, something known from personal experience or learned through the video or related books. Mount the facts on red paper and make a class book.

ACTIVITY 10 Rock and Roll (episode 115)

Extension. Teach a lesson on words with multiple meanings. Use “rock” as an example.

ACTIVITY 11 A City View (episode 127)

Extension. After students have discussed what Aryeh and Mattie are allowed and not allowed to do on Shabbos, have them create a T-chart (see Teacher Guide, page 7) comparing what they do on Friday nights and Saturdays with what Aryeh and Mattie do.


ACTIVITY 12 Riding the Wave (episode 129)

Extension. Use the graphic organizer to teach or review *adjectives*, words that describe a noun. Encourage students to add adjectives to their labels, for example: *wool scarf, white snow, sandy beach*.

© 2005 WGBH Educational Foundation and Marc Brown Studios. All rights reserved. All animated characters and underlying materials (including artwork) copyright by Marc Brown. Buster and the other Marc Brown characters are trademarks of Marc Brown. All third party trademarks are the property of their respective owners. Used with permission. POSTCARDS FROM BUSTER is produced by WGBH Boston and Cookie Jar Entertainment, Inc. in association with Marc Brown Studios. Funding for POSTCARDS FROM BUSTER is provided by a Ready To Learn Television Cooperative Agreement from the U.S. Department of Education through the Public Broadcasting Service, and public television viewers. The contents herein were supported under the Ready To Learn Television Program, P/R Award Number R295A00002, as administered by the Office of Innovation and Improvement, U.S. Department of Education. However, the contents do not necessarily represent the policy of the Department of Education, and you should not assume endorsement by the Federal Government. © 2005 WGBH Educational Foundation. All rights reserved. Underlying TM/© Marc Brown. POSTCARDS FROM BUSTER is produced by WGBH Boston and Cookie Jar Entertainment Inc. in association with Marc Brown Studios. Permission is granted for reproduction of this printed material for educational use only.



Ready To Learn®



A Sense of Direction

Name _____ Date _____

Buster visits Farah in _____, Illinois.


Draw and label the things that you see.



PEOPLE

PLACES


VEHICLES



A Sense of Direction

My name is _____.

I live in _____, Massachusetts.




Draw and **label** the things that you see.

Draw a picture of you here.

PEOPLE

PLACES

VEHICLES



Buster and Beatrice

ACTIVITY 2

Name _____ Date _____

When Buster is in _____, Texas,

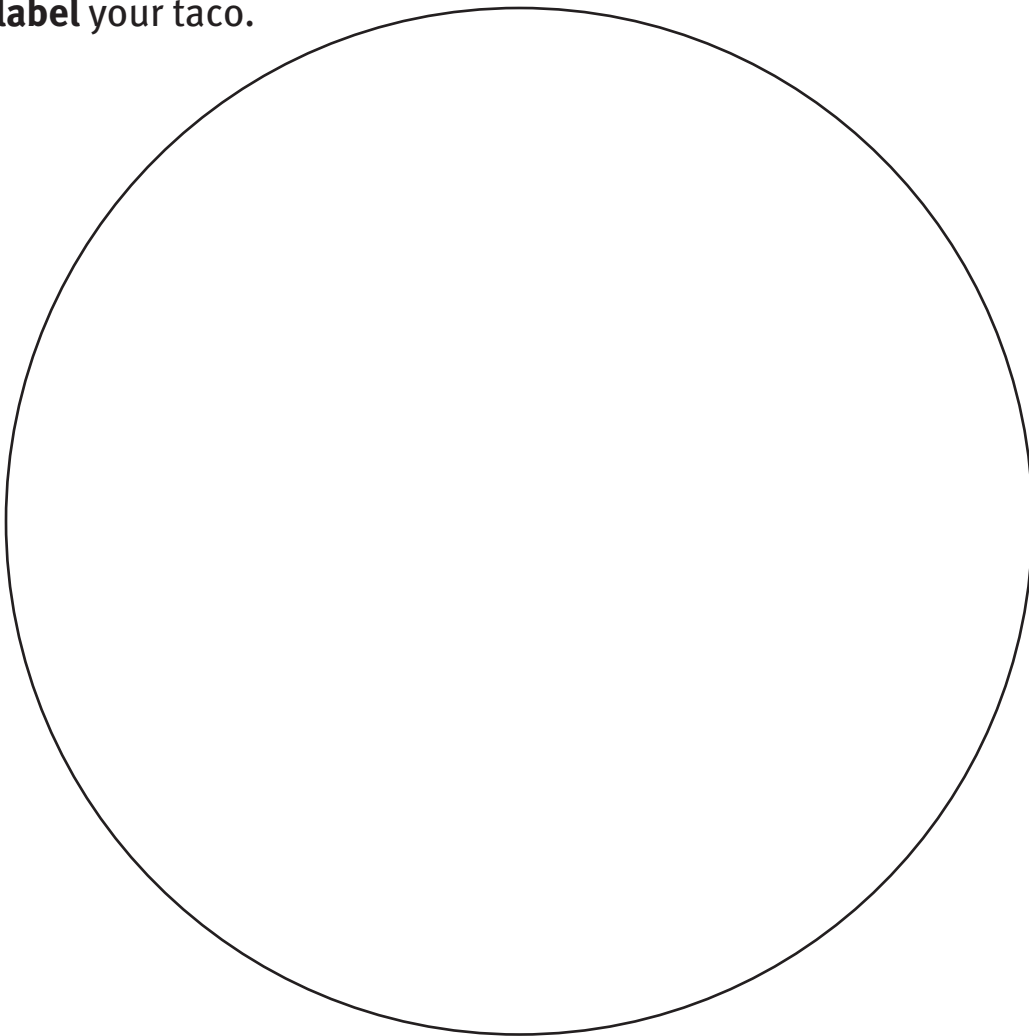
he meets a boy named _____.

They go to a **restaurant**. They eat _____ for **breakfast**.




What would you put in your taco?

Draw and **label** your taco.



I would put _____

_____ in my taco.



Among the Hmong

Name _____ Date _____

When Buster is in Madison, _____ ,
he meets the _____ **family**. They are **Hmong**.

Like many Hmong people, their family comes from Laos.




Watch the video. **Draw** pictures of what you see.

The Vang girls dance at a **Hmong festival**.

Hmong people play a **sport** called **Sepak Takraw**.

The Vangs eat **dinner** together.

Buster is scared of **spiders**, until he learns more about them.




Among the Hmong

ACTIVITY 4

My name is _____ .

My partner's name _____ .

Ask your friend these questions. **Write** his or her answers.



Draw your partner's picture here.

1 The Vang girls like to dance. **What do you like to do?**

_____ likes to _____ .

2 The Vangs speak English and Hmong. **What languages do you speak?**

_____ speaks _____ .

3 10 people live in the Vang's house. **How many people live in your house?**

_____ people live in _____'s house.

4 Buster is scared of spiders. **What are you scared of?**

_____ is scared of _____ .

Write your **own question**. Then write your partner's answer.






Hoops and Drums

Name _____ Date _____

In **Wind River Reservation**, Buster meets, _____. Basketball and Northern Arapaho culture are two important **traditions** in Stephen's life.

Watch the video and fill in the chart.

	 Basketball	 Northern Arapaho Culture
PEOPLE		
PLACES		
THINGS		



Homes Sweet Homes

Name _____ Date _____

When Buster is in _____, Florida,

he meets a girl named _____.

She has **two homes** because her parents are divorced.

Draw and **label** your answers to the questions.



at her mother's house

at her father's house

*Who does
Athena
live with?*

*What languages
do they speak?*

*What foods
do they eat?*

*What special
things does she
do with her
grandmother?*



Coming Together

Name _____ Date _____

When Buster goes to _____ ,

Washington, he meets a boy named _____
who sings in a **gospel choir**.

Buster and DeShe go many places together.



Draw and **label** the people that they see and the things that they do.


choir practice

restaurant

senior home

*Who do
they see?*

*What do
they do?*



Coming Together

ACTIVITY 8



Dear _____ ,

I watched a video about Buster and his friend
_____. They go to Camp Orkila for
the day. They fly there in a special _____
that lands in the _____.

Buster and Deshe do many fun things at camp.

They _____
_____.


They also _____
_____.

I would like to _____.

Camp Orkila was very _____.

Love,

(your name)



Buster's Lucky Year

ACTIVITY 9

Name _____ Date _____

When Buster is in _____,

California, he meets _____ and _____.

The girls are celebrating Chinese New Year.



Buster is having a lot of **bad luck**. He is happy to learn that there are many things people buy and do during Chinese New Year to bring themselves **good luck**.

Watch the video and fill in the charts.

Buster's bad luck

<i>bad luck #1</i>	<i>bad luck #2</i>	<i>bad luck #3</i>

Good luck things for Chinese New Year

<i>shopping</i>	<i>Hayley's house</i>	<i>parade</i>



Rock and Roll

ACTIVITY 10


Name _____ Date _____


When Buster is in Boulder, _____, he learns how to rock climb. Boulder is in the Rocky Mountains. The scenery there is amazing.



Label the things you see in the picture below.
Then **draw** Buster and his friends rock climbing.

boulder • cliff • mountains • river • tree





A City View

Name _____ Date _____

Aryeh and Mattie are Orthodox Jews.

They celebrate **Shabbos**.

There are some things they are **not allowed** to do on Shabbos.

Cross out the things that they can't do.

What things are they **allowed** to do on **Shabbos**?

Circle the things that they can do.



talk on the phone



pray in the temple



do homework



watch television



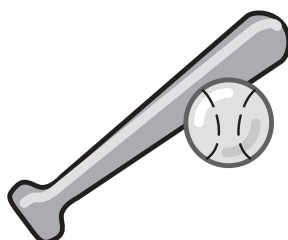
eat dinner



rest



ride in a car



play baseball



play a board game

What things do **you** and **your family** like to do on Friday nights and Saturdays?



Riding the Wave

ACTIVITY #12



Name _____ Date _____
Buster is in Cocoa Beach, _____, with a boy named _____.

In Cocoa Beach it is **hot** and **sunny**.

Arthur is in Elwood City. It is **cold** and **snowy** there.

Complete the pictures. Draw the two **settings**. Draw what they are **wearing**. Draw what they are **doing**.

Arthur in Elwood City

Forrest in Cocoa Beach

